

# DETACHED RESIDENTIAL ACCESSORY STRUCTURE

COMPLETE AS APPLICABLE

- SHED STYLE ROOF
- GABLE ROOF
- HIP ROOF
- TRUSSES

- SOFFIT VENTS
- GABLE VENTS
- RIDGE VENTS

## WALL FRAMING

WALLS: \_\_\_\_\_ @ \_\_\_\_\_ O.C.

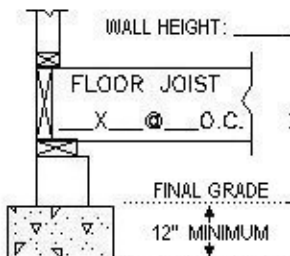
WALL SHEATHING: \_\_\_\_\_

FASTENERS: \_\_\_\_\_

SPACING EDGE: \_\_\_\_\_ FIELD: \_\_\_\_\_

WALL COVERING: \_\_\_\_\_

WALL HEIGHT: \_\_\_\_\_



FOOTING PAD & PIER

MONOLITHIC SLAB

FOOTING & STEM WALL

## FOUNDATION:

FOOTING WIDTH: \_\_\_\_\_

FTG THICKNESS: \_\_\_\_\_

REBAR: \_\_\_\_\_ @ \_\_\_\_\_ O.C.

## SLAB ON GRADE:

SLAB THICKNESS: \_\_\_\_\_

REINFORCEMENT: \_\_\_\_\_

VAPOR BARRIER: \_\_\_\_\_

## BUILDING SIZE:

WIDTH: \_\_\_\_\_

LENGTH: \_\_\_\_\_

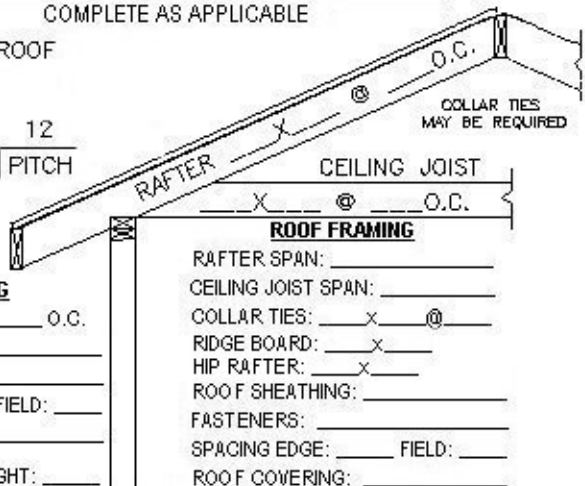
HEIGHT: \_\_\_\_\_

## NOTES:

-----  
-----  
-----

COMPLETED BY: \_\_\_\_\_

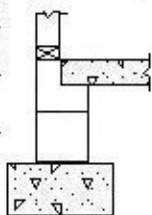
DATE: \_\_\_\_\_



## UPLIFT CONNECTIONS

WALL TO FOUNDATION \_\_\_\_\_

ROOF TO WALL \_\_\_\_\_



OWNER: \_\_\_\_\_

PERMIT NO. \_\_\_\_\_